

## Neutral and Cation-Free LTA-Type Aluminophosphate (AlPO<sub>4</sub>) Molecular Sieve Membrane with High Hydrogen Permselectivity

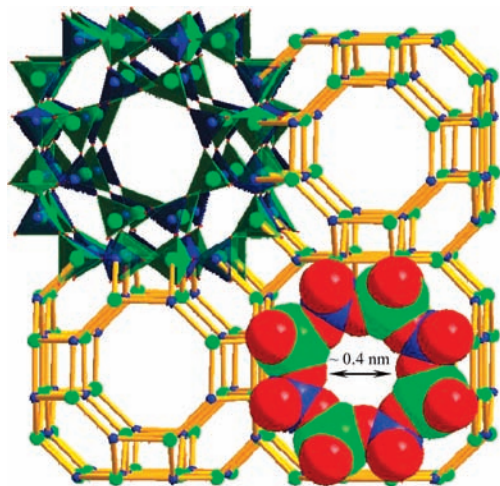
Aisheng Huang,<sup>\*,†</sup> Fangyi Liang,<sup>†</sup> Frank Steinbach,<sup>†</sup> Thorsten M. Gesing,<sup>‡</sup> and Jürgen Caro<sup>\*,†</sup>

*Institut für Physikalische Chemie und Elektrochemie, Leibniz Universität Hannover, Callinstr. 3A, D-30167 Hannover, Germany, and Fachgebiet Kristallographie, FB5 - Geowissenschaften, Universität Bremen, Klagenfurter Strasse 2, D-28359 Bremen, Germany*

Received January 4, 2010; E-mail: aisheng.huang@pci.uni-hannover.de; juergen.caro@pci.uni-hannover.de


Zeolites, with their uniform pore structures and high thermal stability, have been widely used in the chemical industry as catalysts and adsorbents. In the last two decades, supported zeolite membranes/layers have attracted intense interest because of their potential applications as separators, reactors, and sensors.<sup>1–3</sup> To date, mainly silicate or aluminosilicate zeolite membranes of the structure types MFI,<sup>4–6</sup> DDR,<sup>7</sup> LTA,<sup>8,9</sup> and FAU<sup>10,11</sup> have been prepared on different types of supports and evaluated in single or multigas permeation. The first industrial application of zeolite membranes was the dewatering of bioethanol using LTA membranes.<sup>12</sup> These LTA membranes failed as molecular sieve membranes, although they were very powerful in hydrophilic separations.<sup>13</sup> Furthermore, the extreme hydrophilicity and the cation content of aluminosilicate LTA complicate its application in gas separation. On the other hand, there have also been reports of silicoaluminophosphate (SAPO-34)<sup>14,15</sup> and aluminophosphate (AlPO<sub>4</sub>-5/AlPO<sub>4</sub>-34)<sup>16</sup> membranes for gas separation. However, no neutral and cation-free LTA-type AlPO<sub>4</sub> membrane with low hydrophilicity could be prepared until now.

The neutral and cation-free LTA-type AlPO<sub>4</sub> zeolite,<sup>17,18</sup> with its cubic three-dimensional nanostructure and a small pore size of ~0.4 nm (Figure 1), is expected to give a powerful membrane for



**Figure 1.** LTA topology of AlPO<sub>4</sub> LTA zeolite, including the tetrahedral oxygen coordination of the Al and P cations (top left) and the narrow eight-membered-ring opening through which molecules have to pass (bottom right).

the separation of H<sub>2</sub> from larger molecules such as N<sub>2</sub>, O<sub>2</sub>, CO<sub>2</sub>, CH<sub>4</sub>, and C<sub>3</sub>H<sub>8</sub>. Recently, we developed a synthesis recipe for the preparation of large and well-shaped LTA AlPO<sub>4</sub> crystals by



**Figure 2.** SEM images of the LTA AlPO<sub>4</sub> membrane: (a, b) top views at different magnifications; (c) SEM image and (d) EDXS mapping of the sawn and polished AlPO<sub>4</sub> membrane cross section. Color code: green, P; blue, Al; red, C from the polymer used for sample preparation.

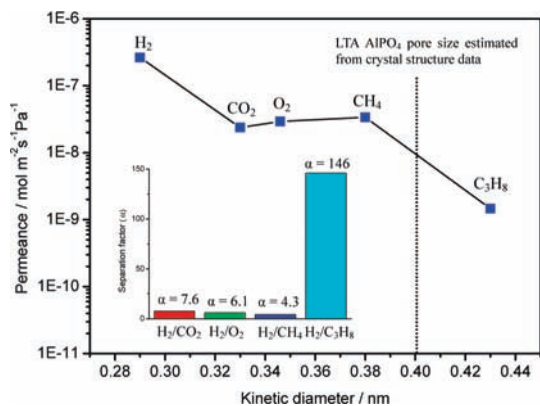
modifying a previous synthesis protocol.<sup>19</sup> In the present work, we report the preparation of a supported LTA-type AlPO<sub>4</sub> membrane with high hydrogen selectivity. To the best of our knowledge, this is the first successful synthesis of an LTA-type AlPO<sub>4</sub> membrane with molecular sieve performance.

The LTA-type AlPO<sub>4</sub> membrane was prepared by the secondary growth method<sup>6</sup> (for details, see the Supporting Information). After secondary growth for 5 h at 473 K, a pure LTA-type AlPO<sub>4</sub> zeolite layer with a high crystallinity was formed on the Al<sub>2</sub>O<sub>3</sub> support (Figure S2 in the Supporting Information). Figure 2a,b shows scanning electron microscopy (SEM) top views of the LTA-type AlPO<sub>4</sub> membrane at different magnifications. The support surface is completely covered by uniform AlPO<sub>4</sub> crystals, and no visible cracks, pinholes, or other defects are observed. From the cross section shown in Figure 2c,d, it can be seen that the membrane is dense and that the former seeds have grown into a well-intergrown continuous layer. From the absence of phosphorus signals in the support region in the energy-dispersive X-ray spectroscopy (EDXS) analysis, it can be concluded that no further nucleation and crystal growth inside the support pores took place during the secondary growth. It was found that the seed layer is indispensable for forming a dense LTA AlPO<sub>4</sub> zeolite membrane. Cracks and pinholes were usually observed when no seeds were attached to the support surface before hydrothermal synthesis (Figure S3).

The volumetric flow rates of the single gases H<sub>2</sub>, CO<sub>2</sub>, O<sub>2</sub>, CH<sub>4</sub>, and C<sub>3</sub>H<sub>8</sub> as well as 1:1 binary mixtures of H<sub>2</sub> with CO<sub>2</sub>, O<sub>2</sub>, CH<sub>4</sub>,

<sup>†</sup> Leibniz Universität Hannover.

<sup>‡</sup> Universität Bremen.



**Figure 3.** Single-gas permeances of different gases on the LTA-type  $\text{AlPO}_4$  membrane at 293 K as a function of their kinetic diameter. The inset shows the mixture separation factor for  $\text{H}_2$  over other gases, as determined by gas chromatography.

and  $\text{C}_3\text{H}_8$  were measured using the Wicke–Kallenbach technique (Figure S4). The permeances and separation factors are summarized in Table S1. Figure 3 shows the permeances of the single gases through the LTA  $\text{AlPO}_4$  membrane as a function of the kinetic diameters of the permeating molecules. As shown in Figure 3, the permeance of  $\text{C}_3\text{H}_8$  is much lower than those of the other gases, which is in accordance with the pore size of  $\sim 0.4$  nm of the LTA  $\text{AlPO}_4$  zeolite as estimated from crystallographic data, suggesting that the LTA  $\text{AlPO}_4$  membrane shows molecular sieve performance. In view of the fact that the separation selectivity of a membrane can be estimated as the product of adsorption selectivity and diffusion selectivity,<sup>20</sup> hydrogen shows the highest permeance. It should be noted that FAU,<sup>10</sup> SAPO-34,<sup>14,15</sup> and zeolite T<sup>21</sup> membranes have been found to show a high  $\text{CO}_2$  permeance due to the fact that these polar zeolites have a strong adsorption affinity toward  $\text{CO}_2$ . For the present cation-free LTA-type  $\text{AlPO}_4$  membrane, which is composed of  $\text{AlO}_4$  and  $\text{PO}_4$  tetrahedra resulting in a neutral framework, no  $\text{CO}_2$  affinity can be expected, leading to a lower  $\text{CO}_2$  permeance in comparison with those of  $\text{O}_2$  and  $\text{CH}_4$ , which is in accordance with a previous finding for a mixed-matrix  $\text{AlPO}_4$  membrane.<sup>16</sup> The ideal separation factors for  $\text{H}_2$  from  $\text{CO}_2$ ,  $\text{O}_2$ ,  $\text{CH}_4$ , and  $\text{C}_3\text{H}_8$ , determined as the ratio of the single-component permeances,<sup>22</sup> are 11, 9, 7.7, and 181, respectively, indicating that the LTA-type  $\text{AlPO}_4$  membrane is expected to display  $\text{H}_2$  selectivity.

The molecular sieve performance of the LTA-type  $\text{AlPO}_4$  membrane was confirmed by the separation of binary mixtures of  $\text{H}_2$  with  $\text{CO}_2$ ,  $\text{O}_2$ ,  $\text{CH}_4$ , and  $\text{C}_3\text{H}_8$ . As shown in the inset of Figure 3 and in Table S1, the separation factors for  $\text{H}_2/\text{CO}_2$ ,  $\text{H}_2/\text{O}_2$ ,  $\text{H}_2/\text{CH}_4$ , and  $\text{H}_2/\text{C}_3\text{H}_8$  mixtures, determined as the molar ratios in the permeate and retentate,<sup>22</sup> are 7.6, 6.1, 4.3, and 146, respectively, with  $\text{H}_2$  permeances higher than  $2.0 \times 10^{-7} \text{ mol} \cdot \text{m}^{-2} \cdot \text{s}^{-1} \cdot \text{Pa}^{-1}$ . These mixture separation factors exceed the corresponding Knudsen constants and are among the highest  $\text{H}_2$  separation factors with comparable  $\text{H}_2$  permeances (Table S2). It should be noted that an exceptionally high mixture selectivity ( $>300$ ) was reported for the system  $\text{H}_2/\text{O}_2$  on an aluminosilicate LTA membrane,<sup>23</sup> but here water is separated from hydrogen through a hydrophilic separation mechanism instead of molecular sieving. Since  $\text{H}_2$  adsorption and diffusion are reduced by the presence of a second mixture component, all of the ideal separation factors are higher than the corresponding mixture separation factors in the binary system (Table

S1). Similar results have been reported for  $\text{AlPO}_4$ <sup>16</sup> and LTA zeolite<sup>8</sup> membranes. Figures S5 and S6 show the  $\text{H}_2/\text{CH}_4$  mixture separation factor and the  $\text{H}_2$  permeance as a function of time at 293 and 323 K, respectively. Both the mixture separation factor and the  $\text{H}_2$  permeance remain unchanged for at least 48 h at 293 or 323 K, suggesting that the LTA-type  $\text{AlPO}_4$  membrane has a high stability. When the temperature was increased from 293 to 323 K, the  $\text{H}_2$  permeances increased to  $2.9 \times 10^{-7} \text{ mol} \cdot \text{m}^{-2} \cdot \text{s}^{-1} \cdot \text{Pa}^{-1}$  while the separation factor was reduced.

In conclusion, in the present work, we have successfully prepared a neutral and cation-free supported LTA-type  $\text{AlPO}_4$  membrane with high hydrogen permselectivity. For binary mixtures at 293 K, the separation factors for  $\text{H}_2/\text{CO}_2$ ,  $\text{H}_2/\text{O}_2$ ,  $\text{H}_2/\text{CH}_4$ , and  $\text{H}_2/\text{C}_3\text{H}_8$  are 7.6, 6.1, 4.3, and 146, respectively, with high  $\text{H}_2$  permeances of  $2.1\text{--}2.5 \times 10^{-7} \text{ mol} \cdot \text{m}^{-2} \cdot \text{s}^{-1} \cdot \text{Pa}^{-1}$ . The LTA-type  $\text{AlPO}_4$  membrane offers potential applications in gas separation and hydrogen purification by molecular sieving.

**Acknowledgment.** Financial support by the DFG (Ca147/11-3) as a part of the European Joint Research Project “International Research Group: Diffusion in Zeolites” of the DFG, CNRS, and EPSRC is acknowledged.

**Supporting Information Available:** Experimental details; SEM image of a seed layer and an LTA  $\text{AlPO}_4$  membrane prepared without seeding; XRD pattern of the seeded support and LTA  $\text{AlPO}_4$  membrane; equipment for measurement of gas permeation; separation performance as a function of time; permeance calculation; and comparison of the gas separation performances. This material is available free of charge via the Internet at <http://pubs.acs.org>.

## References

- (1) Lai, Z.; Bonilla, G.; Diaz, I.; Nery, J.; Sujaoti, K.; Amat, M. A.; Kokkili, E.; Terasaki, O.; Thompson, R. W.; Tsapatsis, M.; Vlachos, D. G. *Science* **2003**, *300*, 456.
- (2) Casanave, D.; Giroir-Fendler, A.; Sanchez, J.; Loutaty, R.; Dalmon, J. A. *Catal. Today* **1995**, *25*, 309.
- (3) Muñoz, T.; Balkus, K. J. *Chem. Mater.* **1998**, *10*, 4114.
- (4) Yan, Y. S.; Davis, M. E.; Gavalas, G. R. *Ind. Eng. Chem. Res.* **1995**, *34*, 1652.
- (5) van de Graaf, J. M.; van der Bijl, E.; Stol, A.; Kapteijn, F.; Moulijn, J. A. *Ind. Eng. Chem. Res.* **1998**, *37*, 4071.
- (6) Lovallo, M. C.; Tsapatsis, M. *AIChE J.* **1996**, *42*, 3020.
- (7) Kanezashi, M.; O'Brien-Abraham, J.; Lin, Y. S.; Suzuki, K. *AIChE J.* **2008**, *54*, 1478.
- (8) Aoki, K.; Kusakabe, K.; Morooka, S. *Ind. Eng. Chem. Res.* **2000**, *39*, 2245.
- (9) Yin, X.; Zhu, G.; Yang, W.; Li, Y.; Zhu, G.; Xu, R.; Sun, J.; Qiu, S.; Xu, R. *Adv. Mater.* **2005**, *17*, 2006.
- (10) Kusakabe, K.; Kuroda, T.; Murata, A.; Morooka, S. *Ind. Eng. Chem. Res.* **1997**, *36*, 649.
- (11) Nikolakis, V.; Xomeritakis, G.; Abibi, A.; Dickson, M.; Tsapatsis, M.; Vlachos, D. G. *J. Membr. Sci.* **2001**, *184*, 209.
- (12) Morigami, Y.; Kondo, M.; Abe, J.; Kita, H.; Okamoto, K. *Sep. Purif. Technol.* **2001**, *25*, 251.
- (13) Kondo, M.; Komori, M.; Kita, H.; Okamoto, K. I. *J. Membr. Sci.* **1997**, *133*, 133.
- (14) Li, S. G.; Falconer, J. L.; Noble, R. D. *Adv. Mater.* **2006**, *18*, 2601.
- (15) Carreon, M. A.; Li, S. G.; Falconer, J. L.; Noble, R. D. *J. Am. Chem. Soc.* **2008**, *130*, 5412.
- (16) Guan, G.; Tanaka, T.; Kusakabe, K.; Sotowa, K.; Morooka, S. *J. Membr. Sci.* **2003**, *214*, 191.
- (17) Sierra, L.; Deroche, C.; Gies, H.; Guth, J. L. *Microporous Mater.* **1994**, *3*, 29.
- (18) Schreyeck, L.; Dagosto, F.; Stumbe, J.; Caulet, P.; Mouguel, J. C. *J. Chem. Soc., Chem. Commun.* **1997**, 1241.
- (19) Huang, A.; Caro, J. *Microporous Mesoporous Mater.* **2010**, *129*, 90.
- (20) Yu, M.; Wyss, J. C.; Noble, R. D.; Falconer, J. L. *Microporous Mesoporous Mater.* **2008**, *111*, 24.
- (21) Cui, Y.; Kita, H.; Okamoto, K. *J. Membr. Sci.* **2004**, *236*, 17.
- (22) Koros, W. J.; Ma, Y. H.; Shimidzu, T. *Pure Appl. Chem.* **1996**, *68*, 1479.
- (23) Zhu, W.; Gora, L.; van den Berg, A. W. C.; Kapteijn, F.; Jansen, J. C.; Moulijn, J. A. *J. Membr. Sci.* **2005**, *253*, 57.

JA100042X